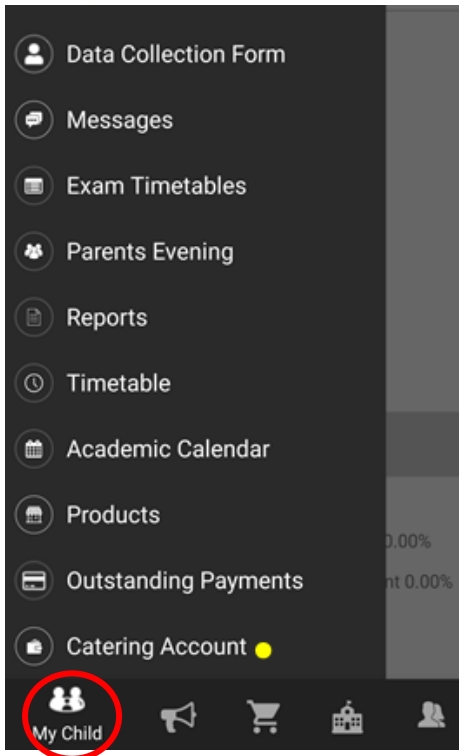
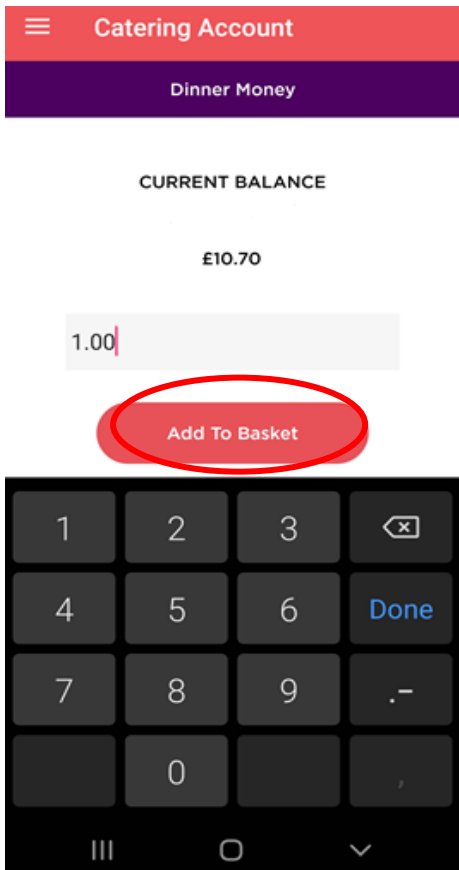




How to top up a catering account/student dinner balance on My Child At School (MCAS) App



In the app, tap on the 'My Child' icon, then select 'Catering Account'.



Type in balance you would like to add, then tap 'Add To Basket'.



Shopping Basket

Items (1) Total: £1.00

Dinner Money Deposit for
Ponte...
£ 1.00

Checkout

Clear Basket

Once you have added the products that you need to your basket, select the 'Shopping Trolley' icon, then 'Checkout'.



< Payment Options

£1.00

New Card Details

Card Number

Card Type

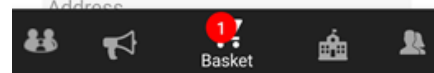
Exp Month Exp Year

Card Holder Name

CVC/CVC2 Save Card

Address Detail

Address



Fill in your Payment Details and Address Details, then confirm. This will complete your purchase.

The app may take you to your bank's verification screen, tap ok/proceed, and then a pop up window will appear to either confirm or decline the order.