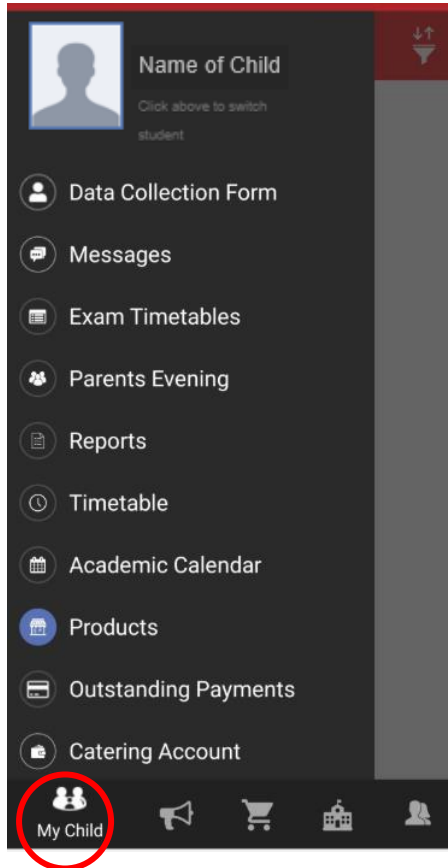
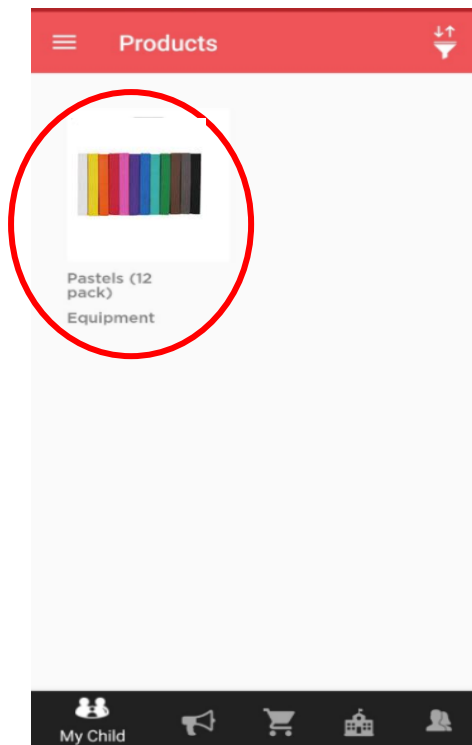




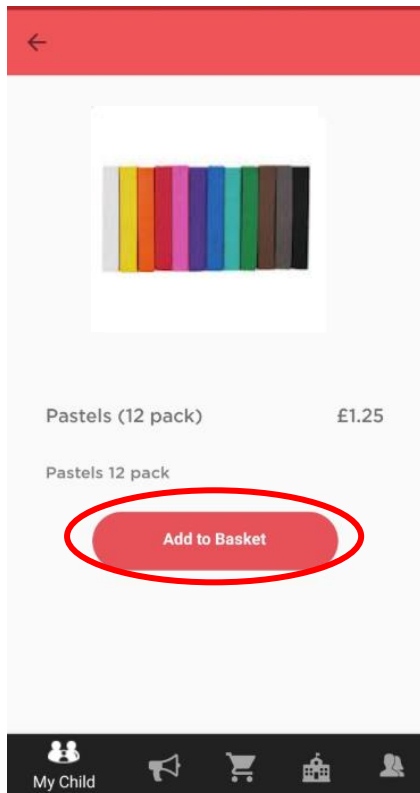
How to Purchase Items in the School Shop on My Child at School (MCAS) App



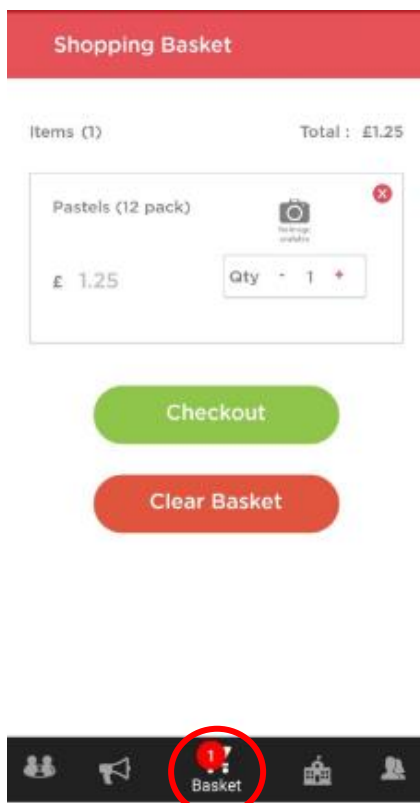
In the app, tap on the 'My Child' icon, then select 'Products'.



From the list, choose an item to open for more information.



Tap on 'Add to Basket' on the items you wish to purchase.



Once you have added the products that you need to your basket, select the 'Shopping Trolley' icon, then 'Checkout'.



< Payment Options

£1.25

New Card Details ▼

Card Number

Card Type ▼

Exp Month ▼

Exp Year ▼

Card Holder Name

CVC/CVC2

Save Card

Address Detail

Address



1

Basket



Fill in your Payment Details and Address Details, then confirm. This will complete your purchase.