



Carleton High School

Remote Learning When Self-Isolating



In school we have made lots of changes to make sure students, staff and your families are safe. The risks to young people are very low, but we need to protect the whole community.

It is possible that you may have to work at home for a short time.

IF THAT HAPPENS

Your FULL TIMETABLE will continue to run.

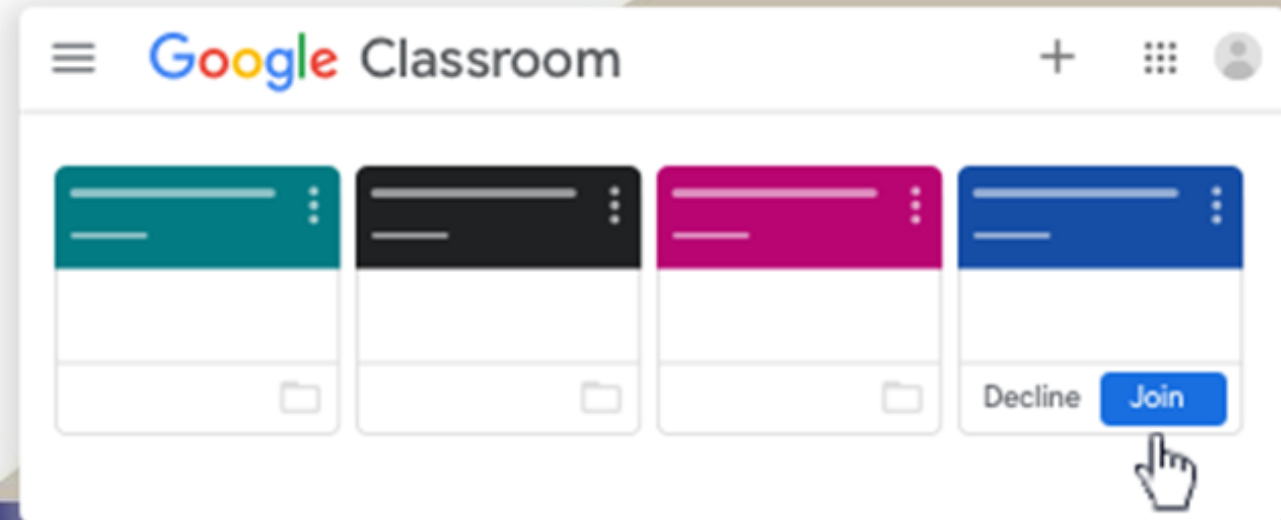
You will be expected to attend all classes from Google Classroom using meet links.

This includes tutor time at 9am.



THINGS YOU SHOULD HAVE DONE BY NOW

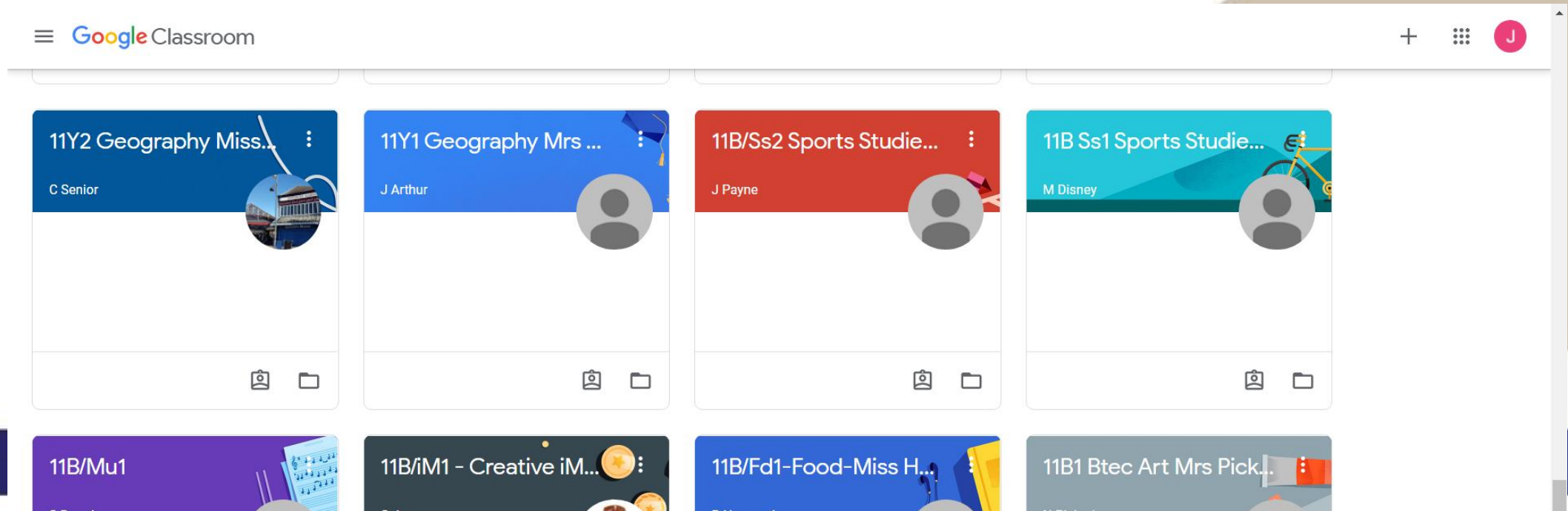
1. Make sure you can log on to Show My Homework / Satchel. (SMHW changed it's name to Satchel.)
2. Make sure you can log on to your school email account and therefore your Google Classroom.
Your account name is yourname@carletonhigh.co.uk
3. Your teachers have added you into classes for all your subjects.
You need to click 'Join' on all of them.



During lockdown, we shared codes and links for joining a class through Show My Homework.

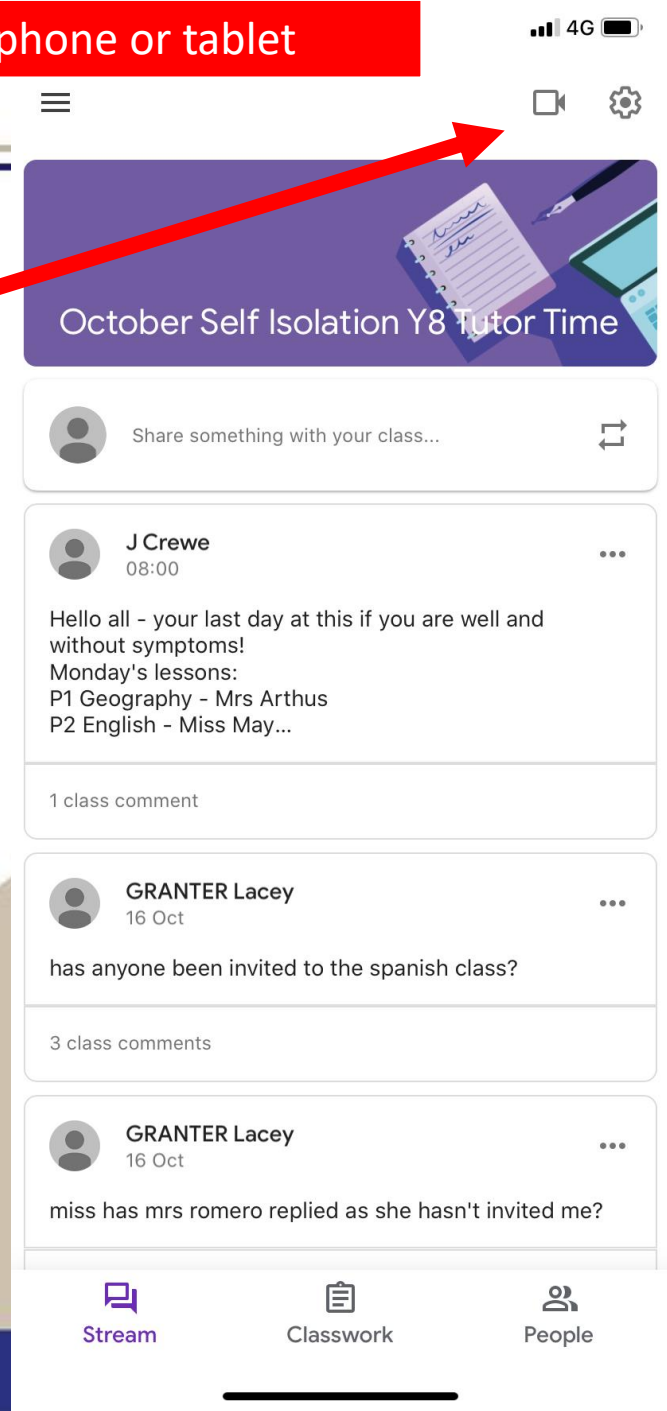
It's much simpler this time – it all works through Google Classroom and the classes you have joined.

You log into Google Classroom at the start of the day, and as each lesson starts, join live using the meet links in the class page.



Finding the 'meet links'

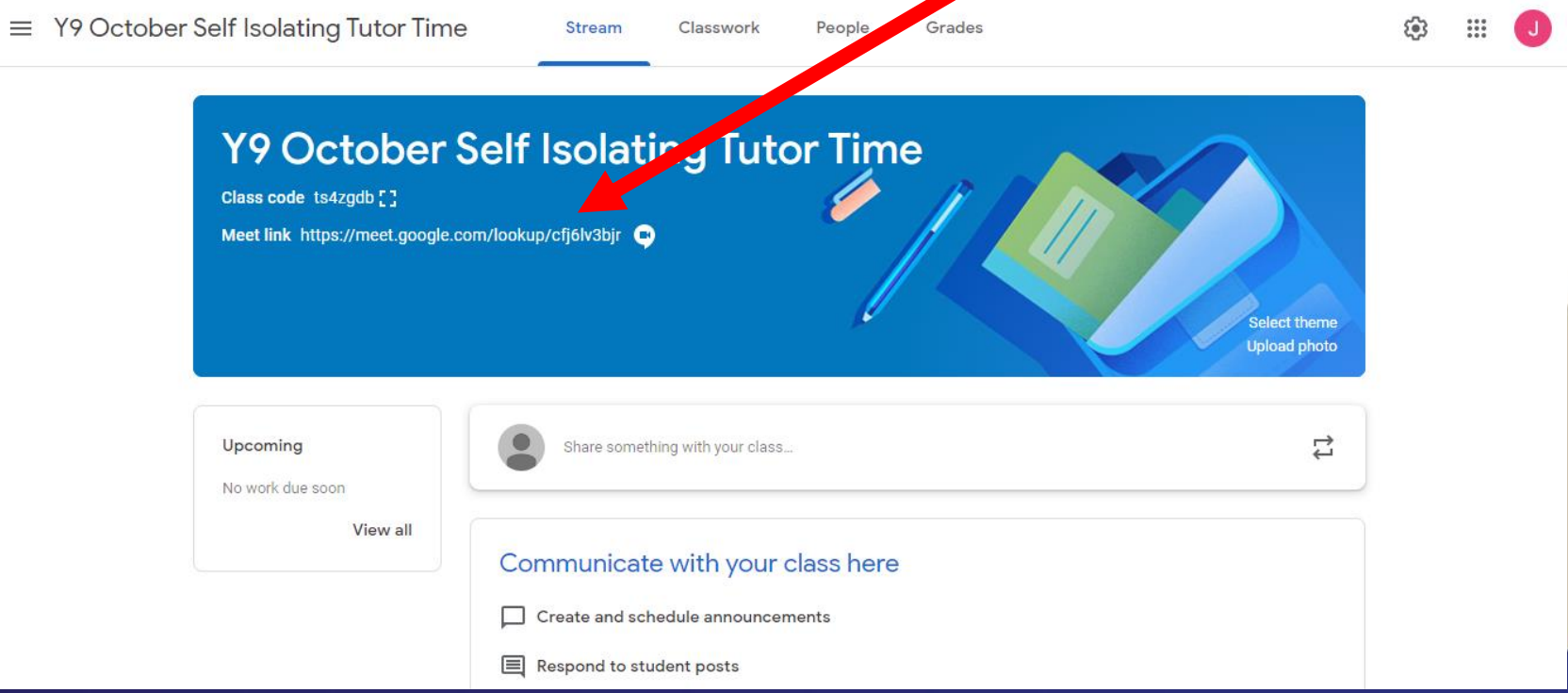
On a phone or tablet



Remember – you must log into Google with your school email address or Google Classroom meet links won't work.

Live meet link (will also be posted in the comments)

On a PC or laptop



At the start of the day, for 9am, click on your tutor group meet link in Google Classroom.

This session is your register for the day, and you must attend.

You then join each of your timetabled classes at the start of each lesson, and watch the lesson continue. We call this a **hybrid** lesson – the teacher is teaching the class in school, and you online.

You won't see other students, and other students in school won't see you – but your teacher will check in on you, and may ask you questions.

Have your whiteboard ready for showing the teacher answers. You can ask questions via the Chat function, although your teacher may not see it straight away.

Please note that **all sessions will be recorded** for safeguarding purposes and safely stored.

Make sure your family is aware of when your session is, that it's being recorded, and ideally have an environment without distractions for the session.

Please stick to the following expectations or unfortunately you will be removed from the sessions.

Your teachers will take at least 5 minutes to move from their last lesson and get logged on – be patient!

Each session will start with the register being called – you will need to say ‘yes miss / yes sir’ as normal.

1. You should wear **appropriate** clothing, although this does not have to be school uniform.
2. You should mute yourself at the start of the session; there will be opportunities to unmute to ask or respond to questions during the session, including answering for the register.
3. Your camera needs to be on to take part in the lesson properly; your whiteboards will be used.
4. You should not interrupt or disrupt the session in any way; if this happens you will be removed from the session.
5. You should be on time for the session, and not join part way through.
6. You should have a pen and paper ready to make any notes or complete tasks, as well as your whiteboard and pen.
7. If requested, you should complete any pre-reading or questions before the session.

You will still need to check Show My Homework / Satchel for homework tasks and other messages.

Core PE lessons will not have a live lesson but will share web links and activities through Show My Homework.

Your username is

firstname.lastname@carletonhigh.co.uk

Your password was originally your date of birth, format **DD/MM/YYYY** (with the slashes)



If you've changed it and need a reset, ask your tutor to request a reset from your Key Stage Leader/Mr Ryan.

Your username is

firstname.lastname@carletonhigh.co.uk

Your password is your date of birth, format

DD/MM/YYYY (with the slashes)



Write this in your planner NOW!!!!
Use your notes page.